

Architectural Iron Company presents...

## The Landmarks Collection



# Bellamy Fence

474P

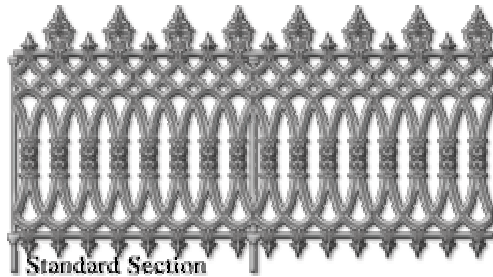
While the Bellamy fence originates in the elegant and historic southern town of Wilmington, NC, there's no reason why it can't lend its elegance and historic heritage to your home or institution.

### SPECIFICATIONS:


Type: Steel frame with cast iron panels  
Section Weight: 150 lbs  
Section Width: 74"  
Section Height: 39" (top of top rail to bottom of bottom rail)

### GENERAL INFORMATION:

The castings used are single sided and are SBO.  
Sections are furnished primed only.



Standard Section




Typical Fence

[www.TheLandmarksCollection.com](http://www.TheLandmarksCollection.com)

Main Component:

AIC-474 Fence Panel



ALL PICTURES AND DRAWINGS APPEARING ON THIS WEB SITE ARE THE COPYRIGHTED PROPERTY OF ARCHITECTURAL IRON COMPANY AND MAY NOT BE USED BY ANY PERSON FOR ANY REASON WITHOUT PERMISSION UNLESS THE PRODUCT DEPICTED IS SPECIFIED AS

BY: Architectural Iron Company

Milford, PA 18337

(800) 442-IRON