

Architectural Iron Company presents...


The Landmarks Collection



Gramercy Fence

621P

The Gramercy Fence...




Standard Section

SPECIFICATIONS:

Type: Steel frame with cast iron panels
Section Weight: 360 lbs
Section Width: 72"
Section Height: 6'-8 3/4"

GENERAL INFORMATION:

The castings used are double-faced (details on both sides).
Sections are furnished primed only.




Typical Fence

www.TheLandmarksCollection.com

Main Component:

AIC-621 Picket



ALL PICTURES AND DRAWINGS APPEARING ON THIS WEB SITE ARE THE COPYRIGHTED PROPERTY OF ARCHITECTURAL IRON COMPANY AND MAY NOT BE USED BY ANY PERSON FOR ANY REASON WITHOUT PERMISSION UNLESS THE PRODUCT DEPICTED IS SPECIFIED AS

BY: Architectural Iron Company
Milford, PA 18337
(800) 442-IRON