



Architectural Iron Company presents...

## The Landmarks Collection

# Grove Fence

**902P**

The Grove takes its name from Grove Street in the Greenwich Village Historic District in New York City.

This fence is a close cousin to the Minetta and is occasionally seen in conjunction with the Minetta.


### SPECIFICATIONS:

Type: Steel frame with cast iron panels

Section Weight: 376 lbs

Section Width: 71 1/2"

Section Height: 29 9/16" (top of top rail to bottom of bottom rail)

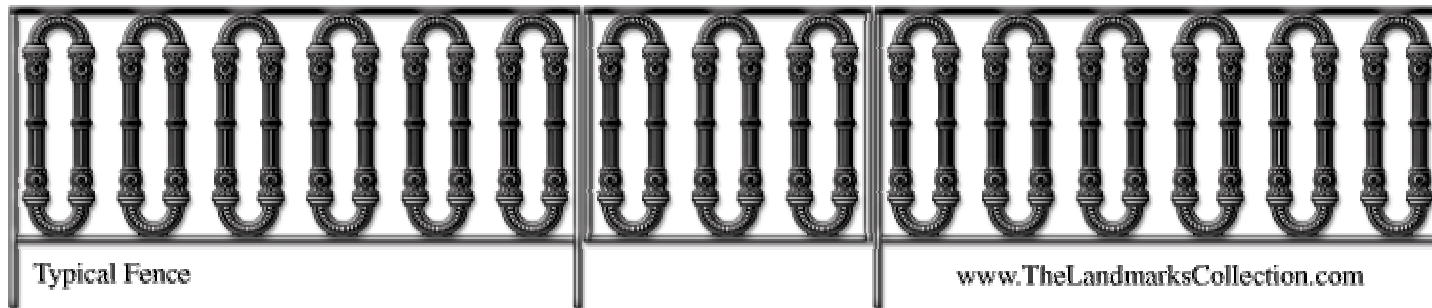


Standard Section

### GENERAL INFORMATION:

The castings used are double-faced (details on both sides).

Sections are furnished primed only.




Typical Fence

[www.TheLandmarksCollection.com](http://www.TheLandmarksCollection.com)

Main Component:

AIC-902 Fence Balustrade



ALL PICTURES AND DRAWINGS APPEARING ON THIS WEB SITE ARE THE COPYRIGHTED PROPERTY OF ARCHITECTURAL IRON COMPANY AND MAY NOT BE USED BY ANY PERSON FOR ANY REASON WITHOUT PERMISSION UNLESS THE PRODUCT DEPICTED IS SPECIFIED AS

BY: Architectural Iron Company

Milford, PA 18337

(800) 442-IRON