

Architectural Iron Company presents...

The Landmarks Collection



Union Fence

CENP



The Union fence seen here adjacent to New York's famed Central Synagogue is a complex but elegant design suitable for use with many styles and periods of American architecture.

SPECIFICATIONS:

Type: Steel frame with cast iron panels
Section Weight: 475 lbs
Section Width: 113 5/8"
Section Height: 40 1/2"

GENERAL INFORMATION:

The castings used are double-faced (details on both sides).
Sections are furnished primed only.

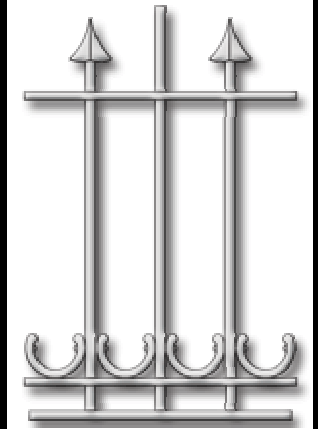


Typical Fence

www.TheLandmarksCollection.com

Main Component:

AIC-384 Upper Panel
AIC-385 Cast Pickets



ALL PICTURES AND DRAWINGS APPEARING ON THIS WEB SITE ARE THE COPYRIGHTED PROPERTY OF ARCHITECTURAL IRON COMPANY AND MAY NOT BE USED BY ANY PERSON FOR ANY REASON WITHOUT PERMISSION UNLESS THE PRODUCT DEPICTED IS SPECIFIED AS

BY: **Architectural Iron Company**

Milford, PA 18337

(800) 442-IRON