


Architectural Iron Company presents...


The Landmarks Collection



East Haven Fence

593P

The East Haven Fence...



Standard Section

SPECIFICATIONS:

Type: Steel frame with cast iron panels

Section Weight: 130 lbs

Section Width: 81 3/4"

Section Height: 34 3/8" (top of top rail to bottom of bottom rail)

GENERAL INFORMATION:

The castings used are double-faced (details on both sides).

Sections are furnished primed only.




Typical Fence

www.TheLandmarksCollection.com

Main Component:

AIC-593 Fence Balustrade



ALL PICTURES AND DRAWINGS APPEARING ON THIS WEB SITE ARE THE COPYRIGHTED PROPERTY OF ARCHITECTURAL IRON COMPANY AND MAY NOT BE USED BY ANY PERSON FOR ANY REASON WITHOUT PERMISSION UNLESS THE PRODUCT DEPICTED IS SPECIFIED AS

BY: Architectural Iron Company

Milford, PA 18337

(800) 442-IRON