

Architectural Iron Company presents...


## The Landmarks Collection



# Greenwich Fence

GWYP

Greenwich Ave runs diagonally through the Greenwich Village Historic District in New York City. We have taken these late 1800's elements and reproduced this handsome cast and wrought iron design in produced design in heights from three to six feet.




Standard Section

### SPECIFICATIONS:

Type: Steel frame with cast iron panels  
Section Weight: 275 lbs  
Section Width: 76"  
Section Height: 68"

### GENERAL INFORMATION:

The castings used are double-faced (details on both sides).  
Sections are furnished primed only.



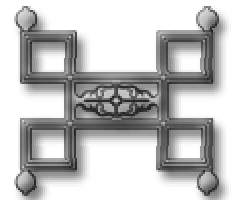

Typical Fence

www.TheLandmarksCollection.com

### Main Components:

AIC-136 Ornament

AIC-196 Finial



ALL PICTURES AND DRAWINGS APPEARING ON THIS WEB SITE ARE THE COPYRIGHTED PROPERTY OF ARCHITECTURAL IRON COMPANY AND MAY NOT BE USED BY ANY PERSON FOR ANY REASON WITHOUT PERMISSION UNLESS THE PRODUCT DEPICTED IS SPECIFIED AS

BY: Architectural Iron Company

Milford, PA 18337

(800) 442-IRON