

Architectural Iron Company presents...

## The Landmarks Collection




# Wheatland Fence

185P

The Wheatland Fence...

Main Component:  
AIC-185 Fence Balustrade




Standard Section

### SPECIFICATIONS:

Type: Steel frame with cast iron panels  
Section Weight: 100 lbs  
Section Width: 72 3/4"  
Section Height: 31 1/2" (top of top rail to bottom of bottom rail)


### GENERAL INFORMATION:

The castings used are single sided (details on one side).  
Sections are furnished primed only.



Typical Fence

www.TheLandmarksCollection.com



ALL PICTURES AND DRAWINGS APPEARING ON THIS WEB SITE ARE THE COPYRIGHTED PROPERTY OF ARCHITECTURAL IRON COMPANY AND MAY NOT BE USED BY ANY PERSON FOR ANY REASON WITHOUT PERMISSION UNLESS THE PRODUCT DEPICTED IS SPECIFIED AS

BY: Architectural Iron Company

Milford, PA 18337

(800) 442-IRON