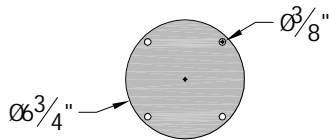
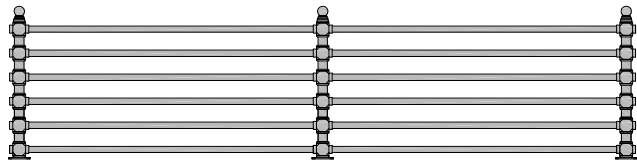

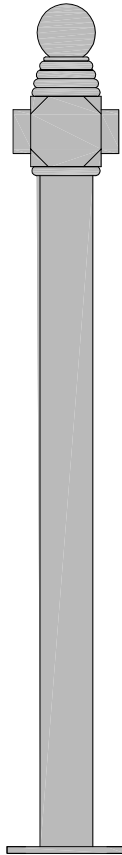


NOTES:

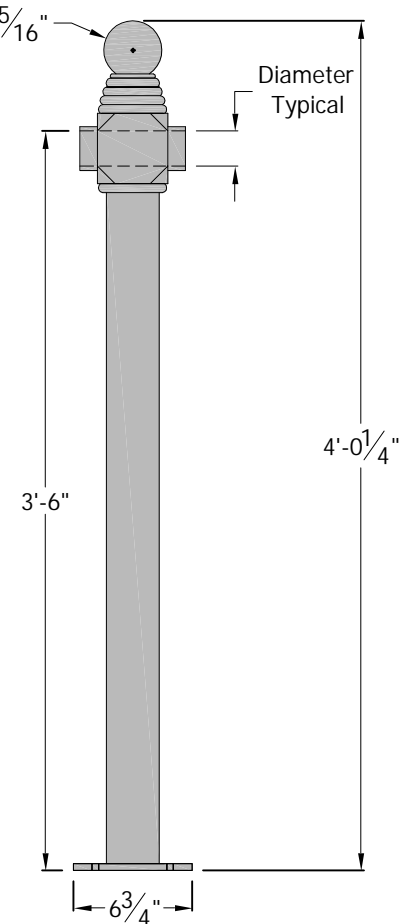
- 1) This post is available for one horizontal rail installation as AIC-242-2.
- 2) This post is available for two horizontal rail installation as AIC-242-3.
- 3) This post is available for three horizontal rail installation as AIC-242-6.
- 4) All versions are also available in end line and corner configurations.
- 5) All versions use 1.9" OD steel pipe for horizontal rails (1 1/2" Sched. 40).



Base Plan (Reflected)



Side Elevation



Front Elevation

Rev. 1-6-09

THIS DRAWING IS NOT DRAWN TO SCALE
 Copyright 2005, 2007-2009 Architectural Iron Company, Inc. All rights reserved.

THIS DRAWING IS AN INSTRUMENT OF PROFESSIONAL SERVICE AND SHALL REMAIN THE PROPERTY OF ARCHITECTURAL IRON COMPANY WHETHER THE PROJECT FOR WHICH IT IS PREPARED IS EXECUTED OR NOT. NO CHANGES, ALTERATIONS, ADDITIONS, OR DELETIONS MAY BE MADE EXCEPT BY ARCHITECTURAL IRON COMPANY. THIS DRAWING SHALL NOT BE REPRODUCED BY ANYONE ON OTHER PROJECTS, FOR ADDITIONS TO THIS PROJECT, OR FOR COMPLETION OF THIS PROJECT BY OTHERS WITHOUT WRITTEN CONSENT.

This drawing is available in AutoCad format.

Material used is cast iron unless otherwise specified.

Due to the casting process actual measurements may vary slightly.



Architectural Iron Company

104 Ironwood Court / P.O. Box 126
 Milford, PA 18337

800-442-IRON/4766

Fax: 570-296-IRON/4766

www.architecturaliron.com

E-mail: info@architecturaliron.com

Milford Station Pipe Rail Post - 1 Rail

Drawing No. AIC-242-1	Drafted By: M.A./B.H.	Checked By: D.Q.	Date: 08/11/05	Part Number AIC-242-1
---------------------------------	---------------------------------	----------------------------	--------------------------	---------------------------------