

Architectural Iron Company presents...

The Landmarks Collection




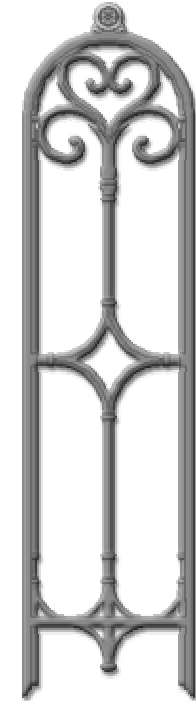
Blaustein Fence

655P

The Blaustein Fence...

Main Component:

AIC-655 Fence Balustrade



Standard Section

SPECIFICATIONS:

Type: Steel frame with cast iron panels

Section Weight: 60 lbs


Section Width: 72 3/4"

Section Height: 46" (top of top rail to bottom of bottom rail)

GENERAL INFORMATION:

The castings used are double-faced (details on both sides).

Sections are furnished primed only.



Typical Fence

ALL PICTURES AND DRAWINGS APPEARING ON THIS WEB SITE ARE THE COPYRIGHTED PROPERTY OF ARCHITECTURAL IRON COMPANY AND MAY NOT BE USED BY ANY PERSON FOR ANY REASON WITHOUT PERMISSION UNLESS THE PRODUCT DEPICTED IS SPECIFIED AS

BY: Architectural Iron Company

Milford, PA 18337

(800) 442-IRON