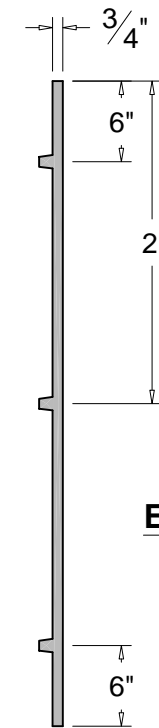
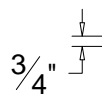




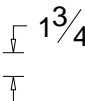
Front Elevation



End Elevation



Side Elevation



Rib detail

Weight: 897 Lbs.

Rev. 1-8-09

THIS DRAWING IS NOT DRAWN TO SCALE
 Copyright 2006-2009 Architectural Iron Company, Inc. All rights reserved.

THIS DRAWING IS AN INSTRUMENT OF PROFESSIONAL SERVICE AND SHALL REMAIN THE PROPERTY OF ARCHITECTURAL IRON COMPANY WHETHER THE PROJECT FOR WHICH IT IS PREPARED IS EXECUTED OR NOT. NO CHANGES, ALTERATIONS, ADDITIONS, OR DELETIONS MAY BE MADE EXCEPT BY ARCHITECTURAL IRON COMPANY. THIS DRAWING SHALL NOT BE REPRODUCED BY ANYONE ON OTHER PROJECTS, FOR ADDITIONS TO THIS PROJECT, OR FOR COMPLETION OF THIS PROJECT BY OTHERS WITHOUT WRITTEN CONSENT.

This drawing is available in AutoCad format.
 Material used is cast iron unless otherwise specified.
 Due to the casting process actual measurements may vary slightly.

AIC **Architectural Iron Company**
 104 Ironwood Court / P.O. Box 126
 Milford, PA 18337

800-442-IRON/4766 Fax: 570-296-IRON /4766
 www.architecturaliron.com E-mail: info@architecturaliron.com

4' x 8' x 3/4" Cast Iron Plate				
Drawing No. AIC-345	Drafted By: B. Hale	Checked By: D.Q.	Date: 01/04/06	Part Number AIC-345