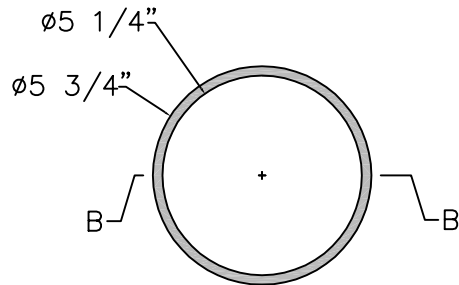
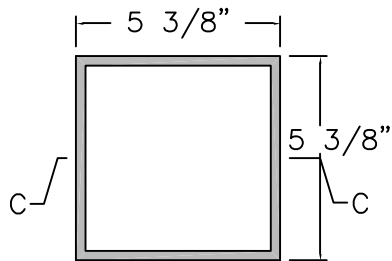


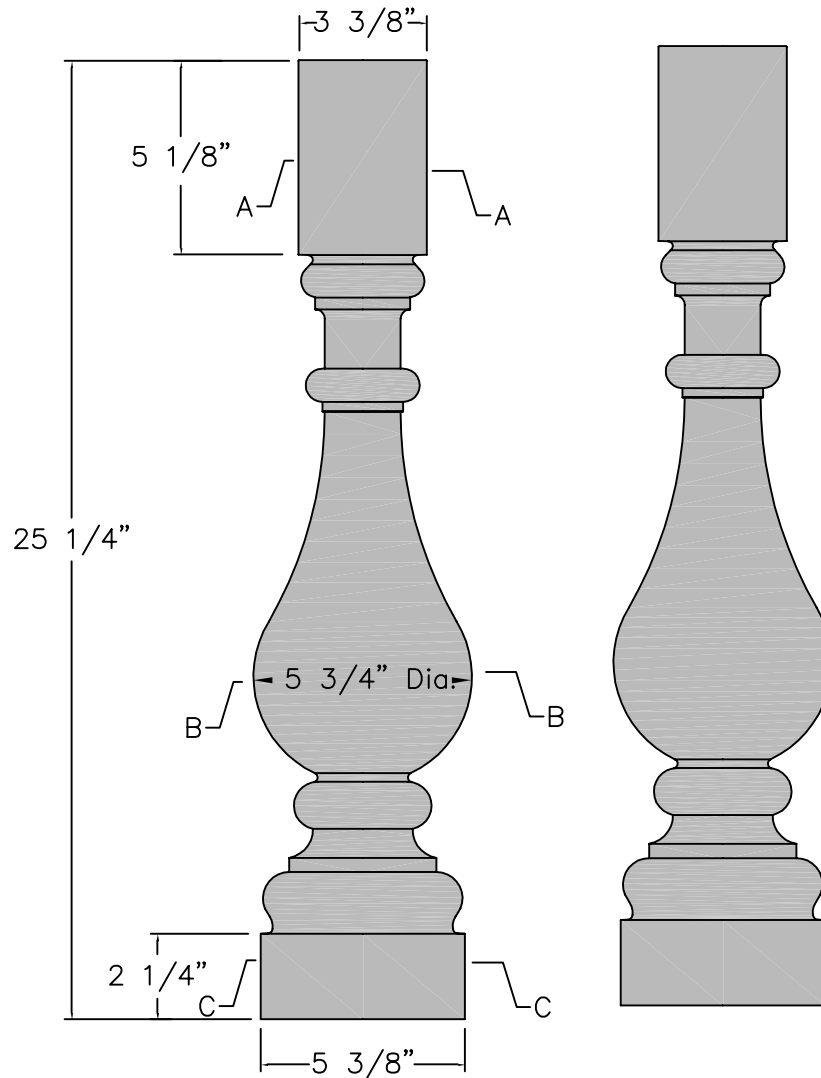
SECTION AA



SECTION BB



SECTION CC



Similar Components:  
AIC-113, AIC-511, AIC-600, AIC-888

Weight: 25 lbs

Rev. 1-9-09

**THIS DRAWING IS NOT DRAWN TO SCALE**  
Copyright 2003, 2007-2009 Architectural Iron Company, Inc. All rights reserved.

THIS DRAWING IS AN INSTRUMENT OF PROFESSIONAL SERVICE AND SHALL REMAIN THE PROPERTY OF ARCHITECTURAL IRON COMPANY WHETHER THE PROJECT FOR WHICH IT IS PREPARED IS EXECUTED OR NOT. NO CHANGES, ALTERATIONS, ADDITIONS, OR DELETIONS MAY BE MADE EXCEPT BY ARCHITECTURAL IRON COMPANY. THIS DRAWING SHALL NOT BE REPRODUCED BY ANYONE ON OTHER PROJECTS, FOR ADDITIONS TO THIS PROJECT, OR FOR COMPLETION OF THIS PROJECT BY OTHERS WITHOUT WRITTEN CONSENT.

This drawing is available in AutoCad format.

Material used is cast iron  
unless otherwise specified.

Due to the casting process actual  
measurements may vary slightly.



**Architectural Iron Company**

104 Ironwood Court / P.O. Box 126  
Milford, PA 18337

800-442-IRON/4766

Fax: 570-296-IRON/4766

www.architecturaliron.com

E-mail: info@architecturaliron.com

**PARK SLOPE BALUSTER**

Drawing No.	Drafted By:	Checked By:	Date:	Part Number
AIC-496	J. W./M.A.	D.O.	11/14/03	AIC-496